



NEWSLETTER

FEBRUARY 2025

Contents

- Basant Panchami
- Viram Chinha Activity
- Time Activity
- Shape Hop Game
- Sorting Activity
- Symmetry Activity
- Taste Demonstration
- 3D Shape Activity
- Beauty of Native Language
- Counseling Session
- Math Activity
- Experiential Learning
- Role Play



CHEMISTRY



BASANT PANCHAMI



“Spring is nature’s way of saying, ‘Let’s celebrate!’”

The tiny tots at DPS84 joyfully conducted a special assembly on Basant Panchami, celebrating the festival with enthusiasm. Dressed in vibrant yellow and holding beautiful props, the little learners showcased the essence of the occasion. The assembly began with a soulful prayer, followed by an engaging discussion on the significance of Basant Panchami. A delightful dance performance added to the festive spirit. The celebration concluded on a patriotic note with the National Anthem, making it a memorable and enriching experience for all.





BASANT PANCHAMI



DELHI PUBLIC SCHOOL, SECTOR-84 GURUGRAM



BASANT PANCHAMI



“Basant Panchami heralds the arrival of spring, filling our hearts with joy and wisdom.”

Students at DPS84 celebrated Basant Panchami with great enthusiasm. The day began with an interactive discussion on the significance of the festival, helping young learners understand its cultural importance. Dressed in vibrant yellow attire, the children also brought yellow-colored food, symbolizing prosperity and energy. To enhance their creativity, they participated in a fun-filled craft activity, making beautiful artworks related to the festival. The celebration was a wonderful blend of learning and joy, making it a memorable experience for the little ones.



DELHI PUBLIC SCHOOL, SECTOR-84 GURUGRAM



BASANT PANCHAMI



DELHI PUBLIC SCHOOL, SECTOR-84 GURUGRAM



BASANT PANCHAMI




The students of Class VII B conducted a vibrant and insightful assembly on the occasion of Vasant Panchami, celebrating wisdom, learning, and the arrival of spring.

The highlight of the assembly was a unique skit titled "Shakespeare Meets Saraswati", where students creatively depicted an imaginary conversation between the literary genius William Shakespeare and Goddess Saraswati, symbolizing the confluence of knowledge and creativity.

Adding to the festive spirit, a mesmerizing dance medley was performed to express gratitude to Maa Saraswati, invoking blessings for wisdom and enlightenment. A thought-provoking speech on the significance of Basant Panchami further deepened the audience's understanding of this auspicious day.

The assembly was not only informative but also thoroughly enjoyable, leaving everyone inspired and enriched.





BASANT PANCHAMI



DELHI PUBLIC SCHOOL, SECTOR-84 GURUGRAM



BASANT PANCHAMI



DELHI PUBLIC SCHOOL, SECTOR-84 GURUGRAM



VIRAM CHINHA ACTIVITY



Students were engaged in an exciting and interactive activity focused on understanding and using Viram Chinha (punctuation marks).

The activity was designed to help students understand the purpose of each punctuation mark, like full stop (पूर्ण विराम), comma (अल्पविराम), question mark (प्रश्नवाचक चिह्न), exclamation mark (विस्मयादिबोधक चिह्न), and quotation marks (उद्धरण चिह्न). and how it affects the meaning of sentences. Students worked in groups and used various props to visually represent the different punctuation marks. They created simple sentences and acted out the appropriate punctuation mark to demonstrate when each one should be used.

The activity was not only fun but also educational, allowing students to gain confidence in recognizing and applying the correct punctuation in their writing. This hands-on activity helped enhance their understanding of Hindi grammar in a creative and engaging way.





VIRAM CHINHA ACTIVITY





ACTIVITY-TIME



Time is the way we measure the passing of moments, days, and years. It guides us in knowing when to wake up, when to play, and when to rest. We use clocks, calendars, and even the sun to keep track of time.

Time is important because it:

- Helps us stay organized (like for school, meals, and bedtime).
- Allows us to plan fun activities.
- Helps us understand how things change over time, like growing taller or the seasons shifting.

Today, a time-reading activity was held with the Preparatory students. They learned about the parts of a clock and practiced reading the correct time, including minutes and seconds. This activity helped enhance their observation and time management skills.





ACTIVITY-TIME





SHAPE HOP GAME



Shapes Hop Game – Learning Through Play!

Our young learners had a fantastic time playing the Shapes Hop Game! They hopped, skipped, and jumped onto different shapes placed on the floor, matching them with the handheld shape cutouts they held.

This interactive activity not only enhanced their shape recognition skills but also improved their gross motor coordination and problem-solving abilities. Their excitement and enthusiasm while identifying and matching the shapes made learning even more enjoyable!

Movement makes learning fun, and this game was the perfect blend of play and education!






SHAPE HOP GAME





ACTIVITY-SORTING



The Sorting Challenge is an exciting and interactive mathematics activity aimed at helping Grade 1 students develop essential skills in organization and pattern recognition. It is designed to teach and test the concept of organizing data or items in a specific order. Sorting helps us organize things logically, making it easier to find, compare, and analyze information.


Sorting is an essential skill that plays a significant role in many aspects of life, from organizing school supplies to understanding data in math problems. This activity helps students not only develop foundational math skills but also practice teamwork and communication as they collaborate with peers.

Outcome: The Grade 1 students thoroughly enjoyed the Sorting Challenge, with each child actively participating and showing excitement in organizing the items. The activity reinforced their understanding of patterns and categories, making math both fun and practical!






ACTIVITY-SORTING



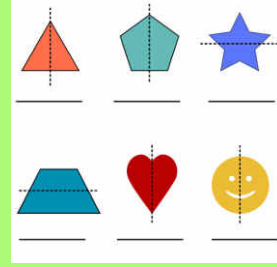


ACTIVITY-SORTING





ACTIVITY-SYMMETRY



To develop a deeper understanding of symmetry, Students at DPS, Sec 84 participated in an engaging hands-on activity. They explored rotational symmetry using various geometric shapes and alphabets. The students used cutouts of rectangles, squares, hexagons, and triangles, rotating them at different angles to observe their symmetry.

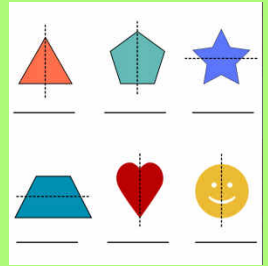
By rotating the shapes at 90° , 180° , and 360° , they identified which figures maintained their original appearance at certain angles. This helped them recognize the concept of rotational symmetry and how it applies to real-world objects.

Through this activity, students enhanced their spatial awareness, problem-solving skills, and critical thinking while making learning fun and interactive. The practical experience reinforced their understanding of symmetry beyond textbooks, making it a memorable lesson.





ACTIVITY-SYMMETRY





ACTIVITY-TASTE DEMONSTRATION



The taste demonstration activity provided a valuable learning experience for our students, allowing them to explore a variety of tastes and textures. The goal was to enhance their sensory skills and promote healthy eating habits.

Teachers introduced several food items to showcase different tastes, including:

Lemon and tamarind (sour)

Salt and paratha (salty)

Sugar and jaggery (sweet)

Neem and quinine (bitter)

Through this, students gained an understanding of the basic tastes: sour, salty, sweet, and bitter. The activity sparked curiosity and enthusiasm among the students, making it an engaging and educational experience.





ACTIVITY-TASTE DEMONSTRATION





ACTIVITY-3D SHAPES



Learning about shapes is crucial for children as it lays the groundwork for essential skills across various subjects. Recognizing and categorizing shapes boosts their problem-solving and critical thinking abilities. Additionally, understanding shapes provides a foundation for more advanced concepts in math, science, and daily life.

At DPS , Sec84 , Prep class engaged in a hands-on activity where they created a paper cylinder from an A4 sheet. Through this exercise, the students discovered that a cylinder has two flat surfaces and one curved surface. This activity promotes conceptual understanding, creativity, and problem-solving skills, making the learning process enjoyable and impactful.





ACTIVITY-3D SHAPES





BEAUTY OF OUR NATIVE LANGUAGE



Celebrating the Beauty of Our मातृ भाषा!

Grade VI-A students conducted a heartwarming assembly highlighting the richness of our मातृ भाषा (Mother Tongue). Dressed in vibrant regional attires, students proudly spoke in their native languages, embracing the diversity that unites us.

A soulful poem was recited, emphasizing the importance of preserving and cherishing our mother tongue. The assembly was a wonderful reminder that language is not just a means of communication but a bridge to our culture, heritage, and identity.

Let's take pride in our roots and keep our मातृ भाषा alive!





BEAUTY OF OUR NATIVE LANGUAGE



DELHI PUBLIC SCHOOL, SECTOR-84 GURUGRAM



COUNSELING SESSION



Counseling Session on Exam Management at DPS 84, Gurugram

Exams can be challenging, but with the right approach, success is within reach! To equip our Grade IX & XI students with essential exam management skills, our school counselor conducted an insightful session on "How to Manage Exams Effectively."

Key Takeaways:

- ✓ Understanding two types of stress & the cycle of stress
- ✓ Practical ways to conquer exams with confidence
- ✓ Importance of getting the basics right
- ✓ Formal & informal relaxation techniques for a stress-free mind
- ✓ Staying motivated throughout the journey
- ✓ creating a success plan for effective preparation

The session provided students with valuable strategies to tackle exams with a positive mindset and structured preparation. A big thank you to our counselor for guiding our students toward academic success and well-being!



DELHI PUBLIC SCHOOL, SECTOR-84 GURUGRAM



COUNSELING SESSION





MATH ACTIVITY



Exploring Perimeter & Area with Creativity!


Students of Grade VI at DPS 84 took learning beyond the classroom by designing beautiful garden models in different shapes! Using green graph paper to represent the area and ribbons, threads, and ice cream sticks to create fences, they calculated the perimeter and area of their gardens with hands-on fun.

Through this engaging activity, our young mathematicians learned that:

Perimeter is the total length of the boundary


Area is the surface covered inside the boundary

Their enthusiasm and creativity made the learning experience truly memorable!





MATH ACTIVITY





MATH ACTIVITY



Experiential Learning in Action: Discovering the Area of a Circle!

Learning becomes meaningful when students explore concepts through hands-on activities! Our Grade 7 students recently engaged in an exciting exercise to derive the formula for the area of a circle.

By dividing a circle into 16 equal sectors and rearranging them into a shape resembling a rectangle, they observed how:


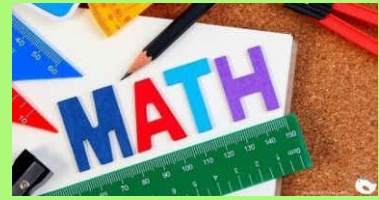
- ✓ The circumference contributes to the length of the rectangle (half of it forming each side).
- ✓ The radius determines the breadth of the rectangle.

This interactive approach helped students visualize and understand how the formula $A = \pi r^2$ is derived. More than just equations, they gained a deeper appreciation for the beauty of mathematics!




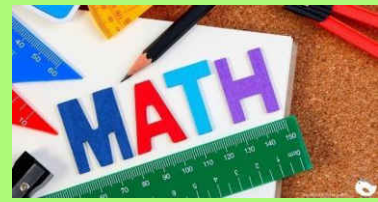


MATH ACTIVITY





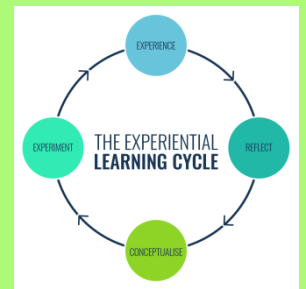
MATH ACTIVITY



DELHI PUBLIC SCHOOL, SECTOR-84 GURUGRAM



EXPERIENTIAL LEARNING



Learning comes alive when students take charge! Our budding biologists at DPS 84, Gurugram embarked on an exciting experiential learning journey to explore the reproductive cycles of various organisms.

Topic: The Reproductive Journey of an Organism

Activity: Group Presentations & Engaging Q&A


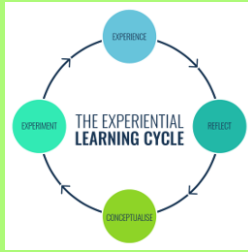
Students worked in teams to research and present fascinating insights on species like turtles, tuatara, jellyfish, frogs, Siberian cranes, capybaras, tigers, and koalas. They explained unique reproductive strategies, adaptation mechanisms, and survival techniques, followed by an interactive questionnaire session to deepen understanding.

Kudos to our young learners for their enthusiasm, teamwork, and scientific curiosity! Learning is best when it's interactive and fun!



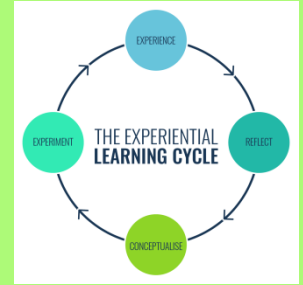


EXPERIENTIAL LEARNING





EXPERIENTIAL LEARNING





Our young mathematicians dived into the fascinating world of measurements with two engaging hands-on activities!

Activity 1: Students explored the relation between units of volume and capacity, gaining a deeper understanding of real-life applications.

Activity 2: They delved into total surface area, curved/lateral surface area, and volume of prisms (cube, cuboid, and cylinder), making geometry come alive!

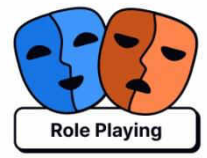
A special mention to the students Vishwesh VIII C and Sarthak VIII B presenting in the videos—exuding confidence and precision, truly a mathematician in the making!

Learning is best when it's interactive, and these activities proved just that!





ROLE PLAY



At DPS 84, we believe that learning is most impactful when it is experienced rather than just read. Integrating storytelling and drama into our classrooms makes concepts concrete, engaging, and memorable!

Our Grade VIII students recently brought history to life by enacting the Non-Cooperation Movement, Civil Disobedience Movement, and the Dandi March through role play and drama. Watching them step into the shoes of freedom fighters, reliving the passion and struggle of our nation's past, was truly inspiring!

Such experiential learning not only enhances understanding and retention but also fosters confidence, creativity, and collaboration among students.





ROLE PLAY





Contact Details:



: 8800173555



: <http://dpsgurugram84.com/>



: <https://www.facebook.com/dpsgurgaon84/>



: @dpsgurugram84

